



Overview of enquiries made to FOA in 2025

This report contains statistics about the au pair counselling from FOA. The report is based on registrations made by FOA between January 1, 2025, and December 31, 2025.

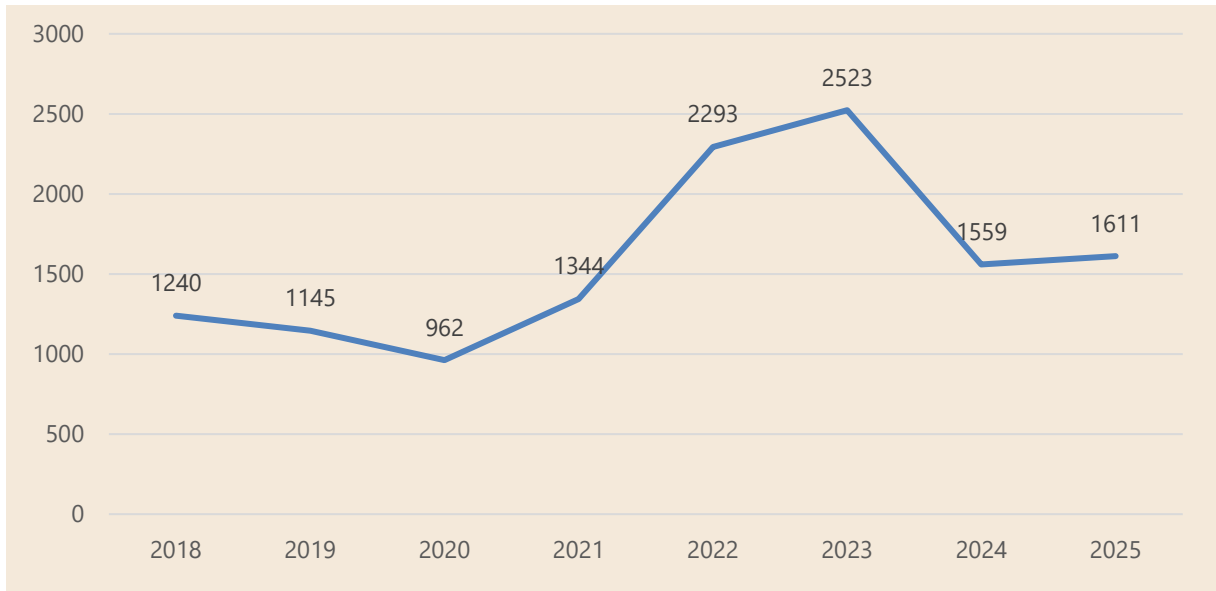
Main conclusions are:

- 1,611 counsellings were made by FOA in 2025. This equals an average of 4,1 enquiries per day.
- 38 percent of the counselling were enquiries, and 62 percent were cases.
- The most frequent topics of enquiries were case work, immigration, au pair contracts and how to stay in Denmark.
- 89 percent of counsellings were made to au pairs. 8 percent were made to host families, and 2 percent of counsellings were made to relatives or friends. 1 percent of counsellings were made to former au pairs.
- 55 percent of the au pair counsellings were made to au pairs from the Philippines.
- Most of the communication were made via E-mail or WhatsApp/Teams.
- 10 percent of enquiries were forwarded to lawyers in FOA in 2025. This number has increased from 8 percent in 2024.



1,611 counsellings were made by FOA in 2025

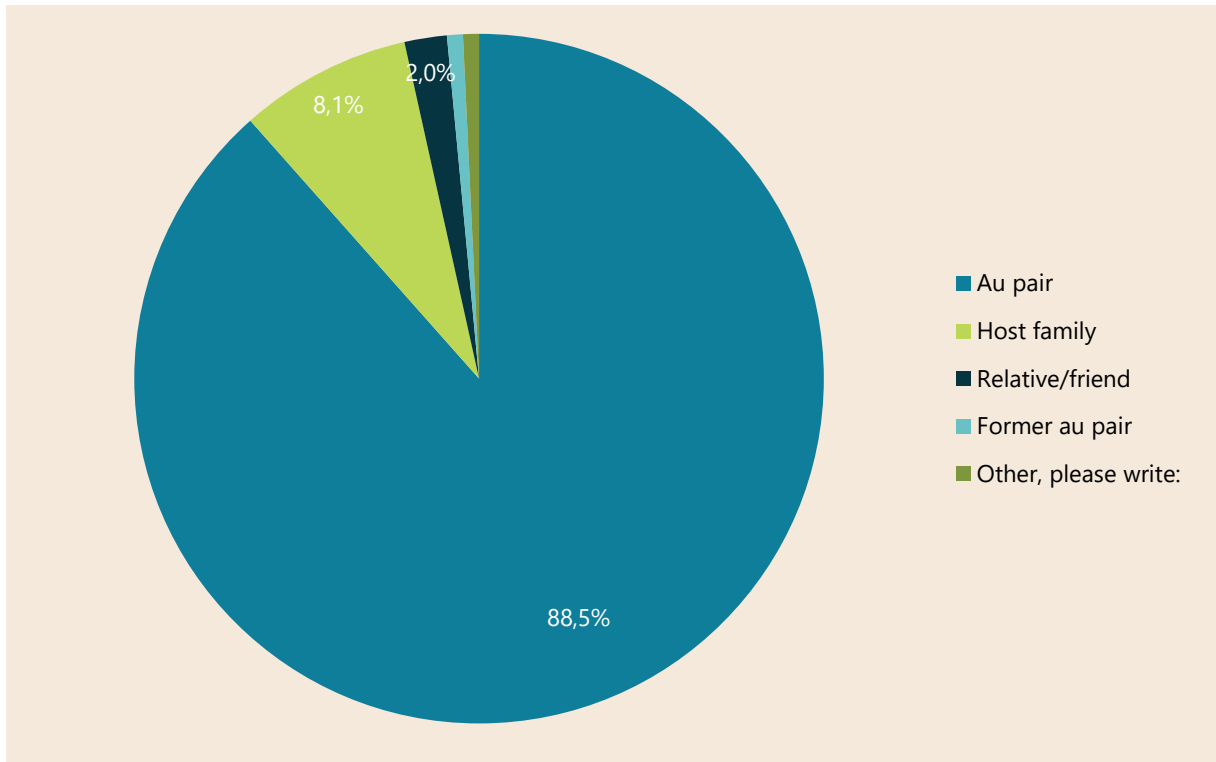
Chart 1. Number of counsellings made by FOA, 2018-2025





88,5 percent of counsellings were made to au pairs, and 8,1 percent were made to host families

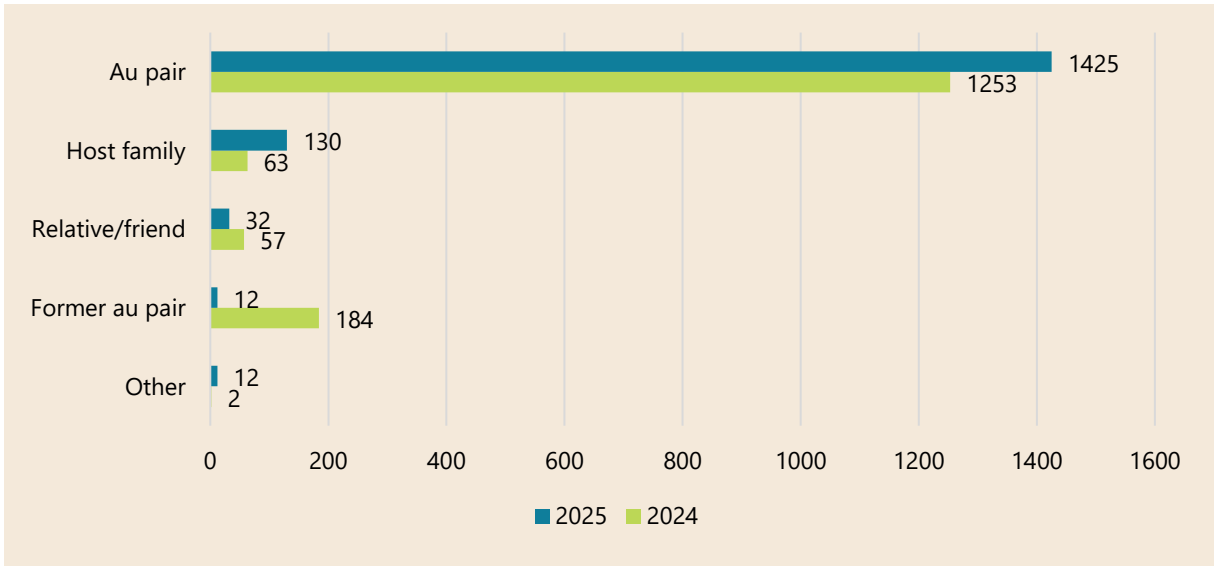
Chart 2. To whom was the counselling given?



Note: counsellings made to "unknown" are not included in the chart.

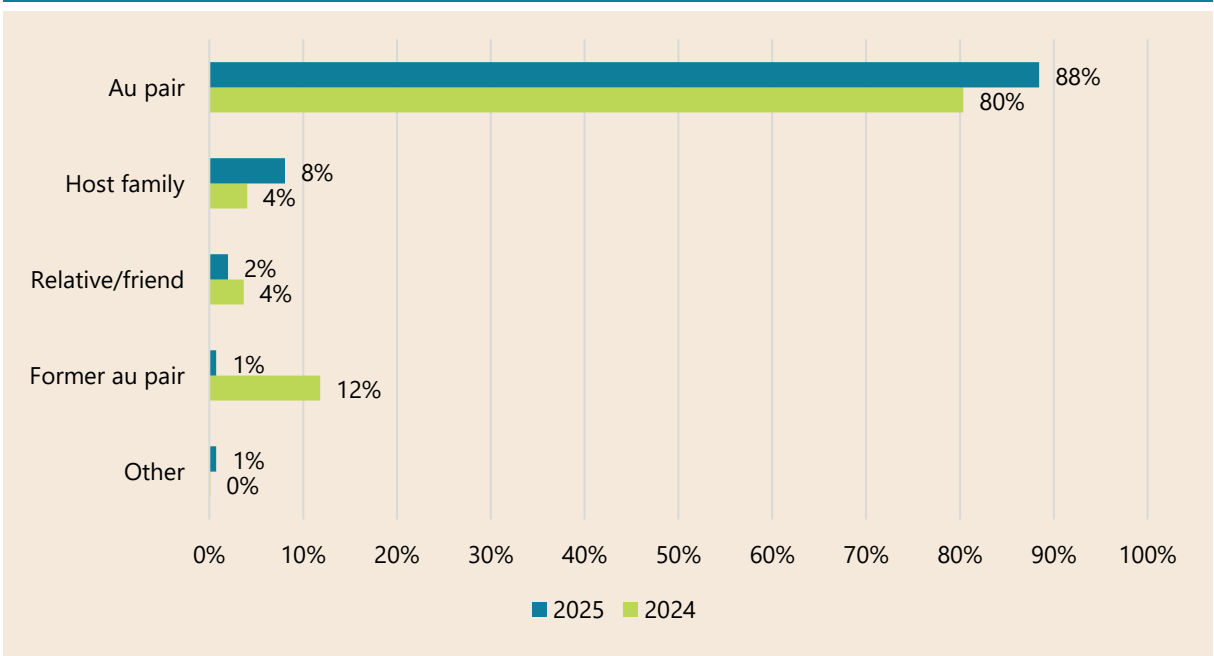


Chart 3. To whom was the counselling given? In 2024 and 2025. In numbers.



Number of counsellings: 1,559 (2024), 1,611 (2025)

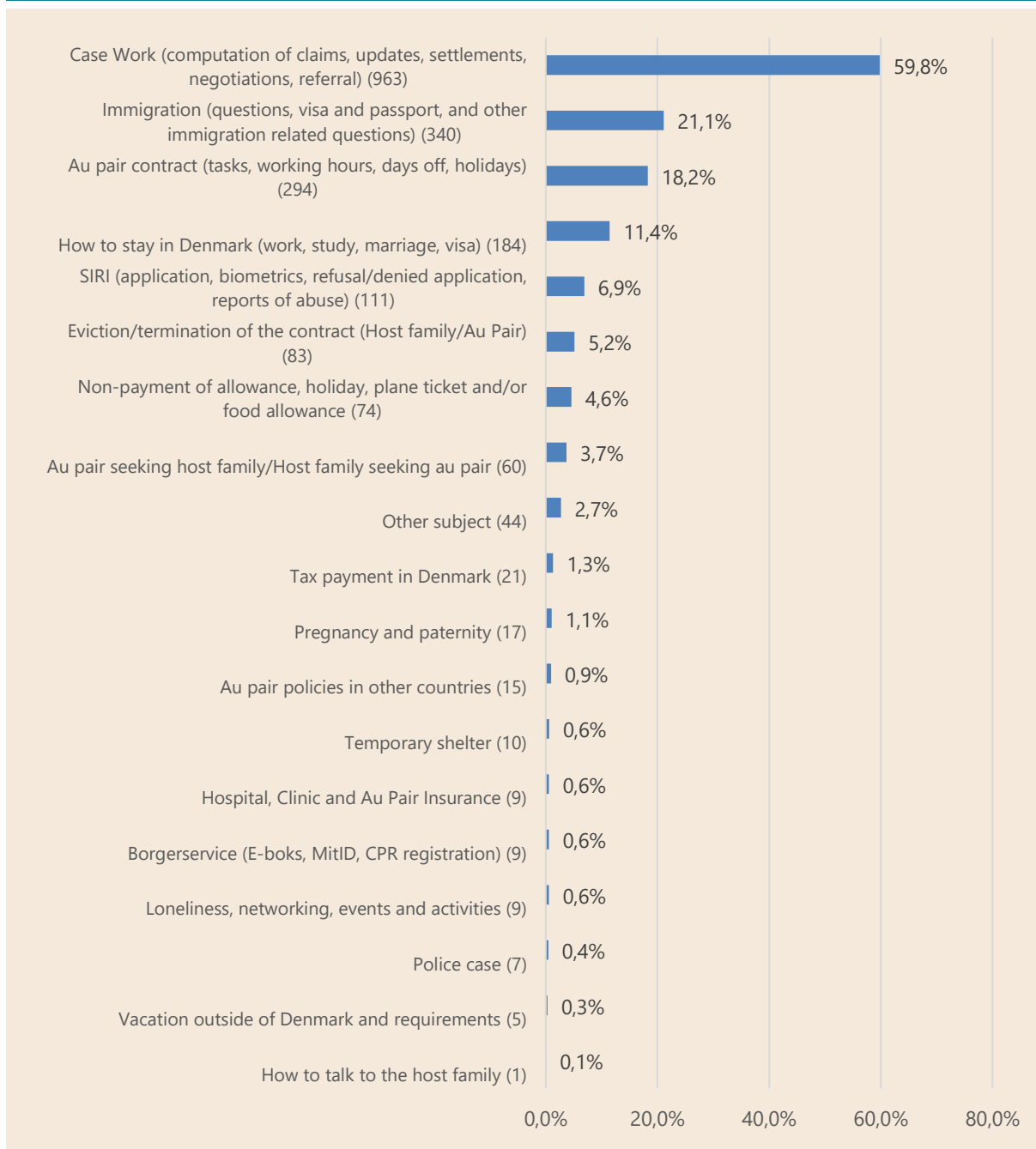
Chart 4. To whom was the counselling given? In 2024 and 2025. In percentages.



Number of counsellings: 1,559 (2024), 1,611 (2025)



Chart 5. What was the subject of the counselling? All enquiries in 2025 in percentages with numbers in parentheses.



One enquiry can concern more than one subject. In 2025, 2,256 subjects were registered from 1,611 enquiries.

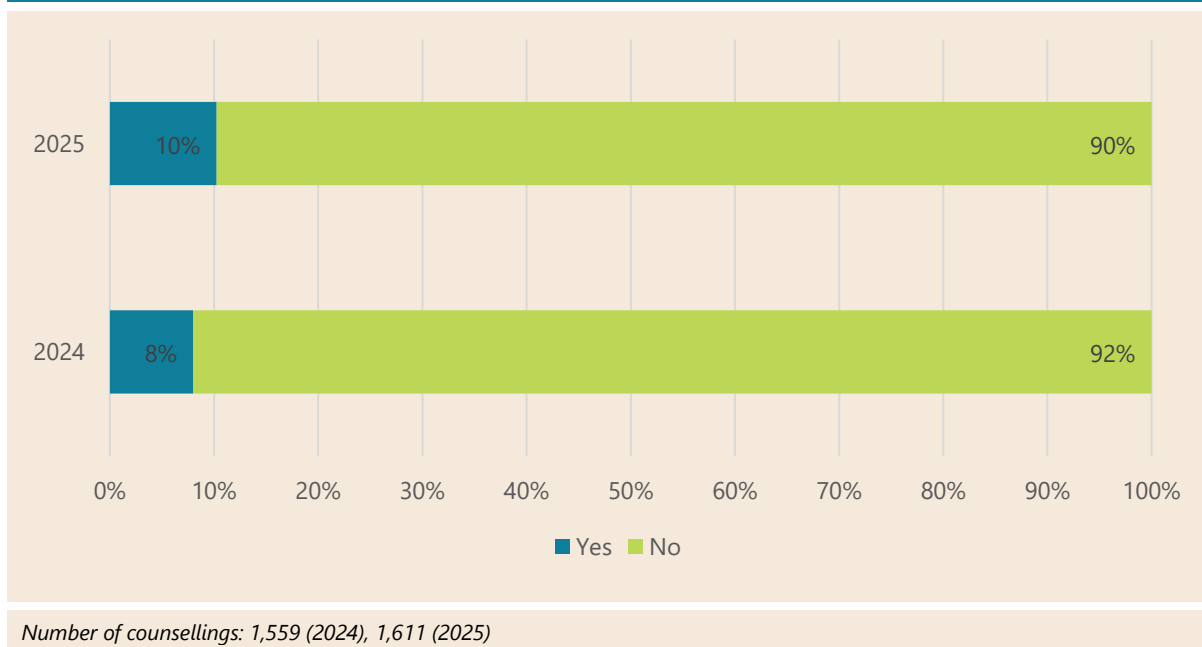


Enquiries by host families

In total, 130 (8,1 %) of the 1,611 counsellings made by FOA were made to the host families.

The most common topics among the host families were:

- Case Work (computation of claims, updates, settlements, negotiations, referral) (95,4 %)
- Au pair seeking host family/Host family seeking an au pair (2,3 %)
- Au pair contract (tasks, working hours, days off, holidays) (2,3 %)

Chart 6. Has the case been forwarded to lawyers in FOA?


The following subjects, among the 129 enquiries which were forwarded to lawyers in 2025, were the most frequent¹:

- Case Work (computation of claims, updates, settlements, negotiations, referral) (97,6 %).
- SIRI (application, biometrics, refusal/denied application, reports of abuse) (2,4 %).
- Hospital, Clinic and Au Pair Insurance (1,2 %)
- The au pair contract (0,6 %).
- Immigration (0,6 %)
- How to stay in Denmark (work, study, marriage, visa) (0,6 %)
- Police case (0,6 %)

¹ One enquiry can concern more than one subject.

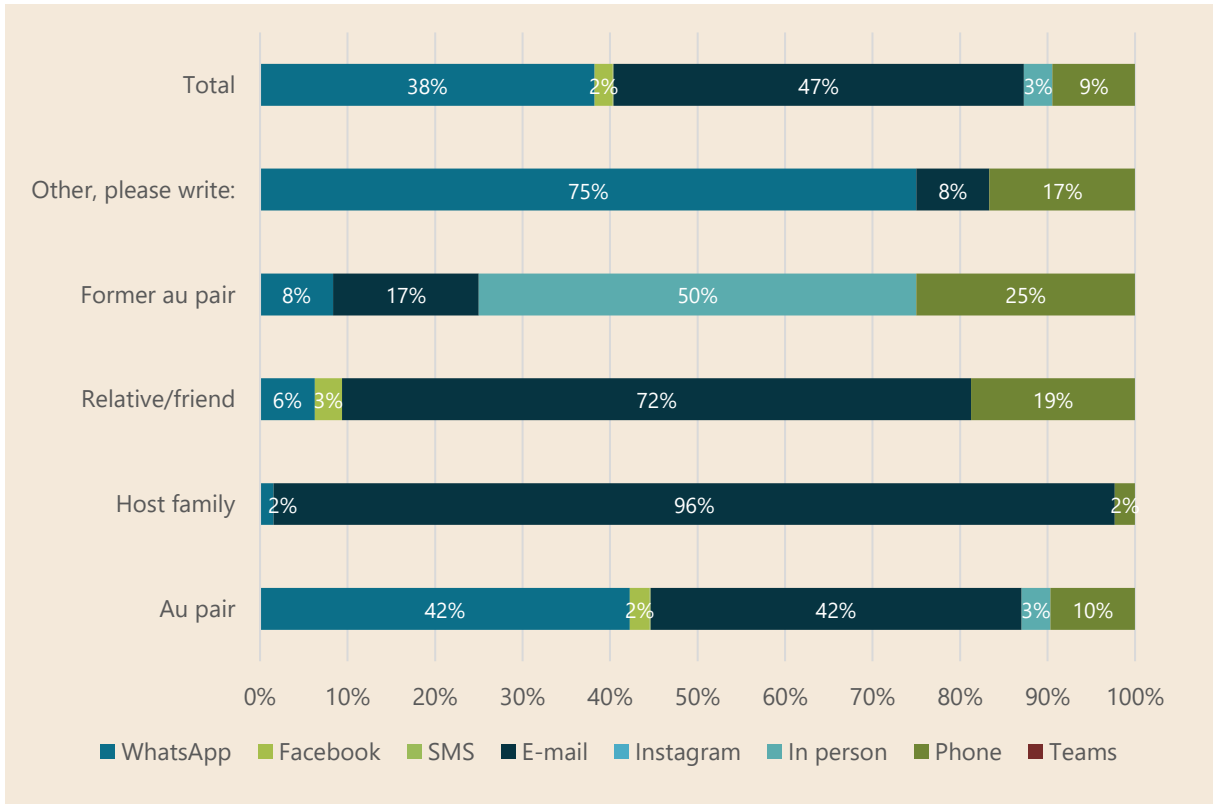
**Table 1. Nationality of the au pair receiving counselling from FOA**

Continent/Country	Frequency	Percent
Asia	933	65,5%
Philippines	790	55,4%
Thailand	80	5,6%
Indonesia	63	4,4%
Europe	5	0,4%
Germany	4	0,3%
Denmark	1	0,1%
South America	86	6,0%
Brazil	72	5,1%
Bolivia	14	1,0%
North America	47	3,3%
Mexico	47	3,3%
Africa	354	24,8%
Kenya	202	14,2%
<i>Unknown</i>	63	4,4%
Namibia	27	1,9%
Zimbabwe	27	1,9%
Morocco	22	1,5%
South Africa	6	0,4%
Ghana	5	0,4%
Cameroon	1	0,1%
Nigeria	1	0,1%

Note: Only counselling done to au pairs. N=1.425



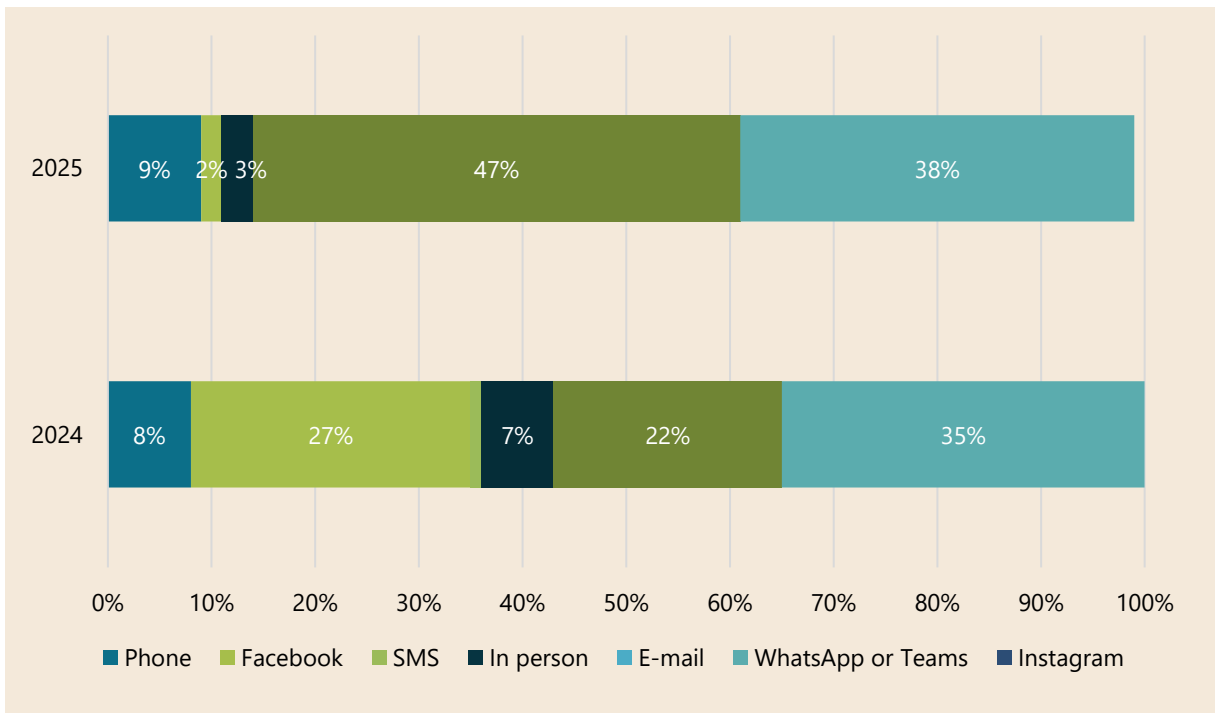
Chart 7. Means of contact. Distributed on recipient of counseling.



Number of counsellings: 1,611
Note: Categories with less than 2 % are not shown.



Chart 8. Means of contact in percentages. In 2024 and 2025.



Number of counsellings: 1,559 (2024), 1,611 (2025)

Note: Categories with less than 2 % are not shown.



Chart 9. Means of contact in numbers. In 2024 and 2025.





Methodology

This report is based on registrations made by FOA concerning enquiries between January 1, 2025, and December 31, 2025. Throughout this 12-month period, the counsellors have registered all enquiries in notebooks and continuously transferred their notes to an electronic database.

This report includes data from all 1,611 counsellings that were made during the mentioned period. Since the report is not based on a sample, there is no statistical uncertainty.

Questions regarding the statistics in this report should be directed to consultant Alexander Teilmann Larsen. Questions regarding the au pair counseling should be directed to consultant Jean Gocotano.